

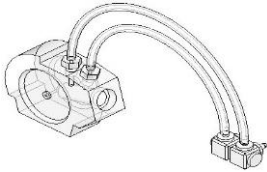
**Product And Manufacturer Information**

- Contents:** 1 - Reference Electrode Housing (with attached tubing / fittings)
- Intended Use:** Use with Diamond SMARTLYTE, CARELYTE, GEMLYTE, Roche AVL 91xx, 98x, Idexx VetLyte, Alfa Wassermann StarLyte III, and Electrolyte Analyzers.
- Storage:** Store the reference electrode housing at room temperature (18-25°C) until you are ready to use it in your system.

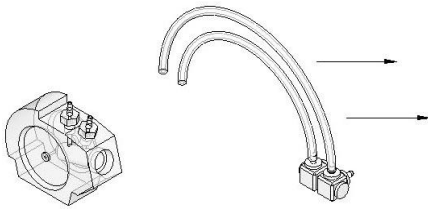
Diamond Diagnostics, 333 Fiske Street, Holliston, MA.  
**For Technical Assistance call:**  
Diamond Diagnostics Technical Services at 1-508-429-0450

**Installation**

**BP5019 (AVL 91XX Electrolyte Analyzer):** Using attached tubing / fittings, install on analyzer as per operator's manual.  
**98-20636-00 (Idexx VetLyte Electrolyte Analyzer)**  
**906185 (Alfa Wassermann StarLyte III Electrolyte Analyzer)**



**BP0844 (AVL 98X Electrolyte Analyzer):** Remove attached tubing/fittings and discard. Install on analyzer as per operator's manual.



**Warranty**

Warranty is calculated 6 months from the date of shipment from Holliston, MA.



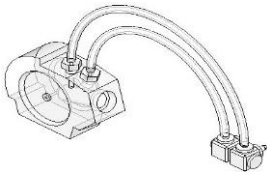
**Информация за производителя и продукта**

- Contents:** 1 – Корпус с електрод за справка(с прикрепени тръби с фитинги)
- Intended Use:** Използвайте със Diamond SMARTLYTE, CARELYTE, GEMLYTE, Roche AVL 91xx, 98x, Idexx VetLyte, Alfa Wassermann StarLyte III, and Electrolyte Analyzers.
- Съхраняване:** Съхранявайте електрода при стайна температура (18-25°C) докато сте готови да го ползвате в системата си.

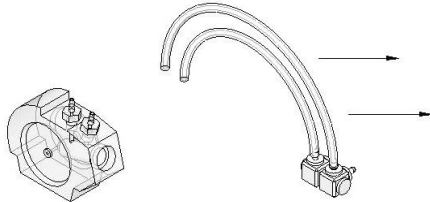
Diamond Diagnostics, 333 Fiske Street, Holliston, MA.  
**За Техническа информация се обадете на**  
Diamond Diagnostics Technical Services at 1-508-429-0450

**Installation**

**BP5019 (AVL 91XX Electrolyte Analyzer):** Чрез тръбите с фитинги, свържете електрода с анализатора според наръчника.  
**98-20636-00 (Idexx VetLyte Electrolyte Analyzer)**  
**906185 (Alfa Wassermann StarLyte III Electrolyte Analyzer)**



**BP0844 (AVL 98X Electrolyte Analyzer):** Махнете тръбите с фитинги. Свържете с анализатора според наръчника.



**Гаранция**

Гаранцията се изчислява 6 месеца след датата на изпращане от Holliston, MA.



**Informace o produktu a výrobci**

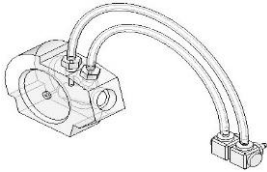
<b>Obsah:</b>	1 – Vnější plášť referenční elektrody (s nainstalovanými hadičkami/spojkami)
<b>Doporučené použití:</b>	Kompatibilní pouze se systémy Diamond SMARTLYTE, CARELYTE, GEMLYTE, Roche AVL 91xx, 98x, Idexx VetLyte, a Alfa Wassermann StarLyte III.
<b>Skladování:</b>	Elektrodu skladujte při pokojové teplotě (18-25°C) do doby jejího použití.

Diamond Diagnostics, 333 Fiske Street, Holliston, MA.  
**Technická asistence na čísle:**  
Diamond Diagnostics technický servis 1-508-429-0450

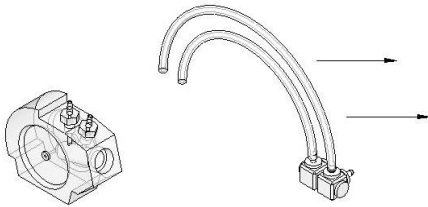
**Instalace**

**BP5019 (AVL 91XX Elektrolytický Analyzář):** Pro instalaci použijte přiložené hadičky se spojkami a postupujte dle instrukcí uvedených v uživatelské příručce.

**98-20636-00 (Idexx VetLyte Elektrolytický Analyzář)  
906185 (Alfa Wassermann StarLyte III Elektrolytický Analyzář)**



**BP0844 (AVL 98X Elektrolytický Analyzář):** Hadičky se spojkami vyjměte a vyhoďte. Instalaci do instrumentu provedte dle uživatelské příručky.



**Warranty**

Záruka je počítána 6 měsíců od data odeslání z Hollistonu, MA.



**Information Produit et Fabricant**

**Contenu :** 1 - Corps Électrode de référence (avec tubes / pieces attachées)

**Conseil d'utilisation:** Usage avec Analyseurs Électrolyte Diamond SMARTLYTE, CARELYTE, GEMLYTE, Roche AVL 91xx, 98x, Idexx VetLyte, et Alfa Wassermann StarLyte III.

**Stockage:** Conservez l'électrode de référence a température ambiante (18-25°C) jusqu'a la premiere utilisation.

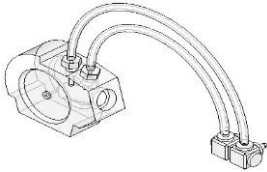
Diamond Diagnostics, 333 Fiske Street, Holliston, MA.

**Pour plus de renseignements contactez:**

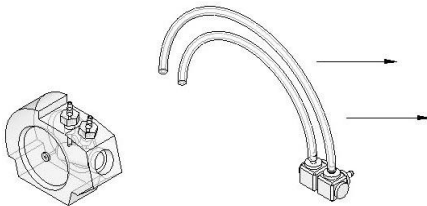
Diamond Diagnostics - Support Technique +1-508-429-0450

**Installation**

**BP5019 (AVL 91XX Analyseur Électrolyte):** Installez les tubes / pieces attachées a l'Analyseur selon le manuel opératoire.  
**98-20636-00 (Idexx VetLyte Analyseur Électrolyte)**  
**906185 (Alfa Wassermann StarLyte III Analyseur Électrolyte)**



**BP0844 (AVL 98X Analyseur Électrolyte):** Enlevez les tubes / pieces attachées. Installez a l'Analyseur selon le manuel opératoire.



**Garantie**

6 mois a partir de la date d'expédition départ Etats-Unis, Holliston, MA.



### Produkt And Hersteller Information

**Inhalt:** 1 – Referenzelektrode Gehäuse ( mit angeschlossenem Schlauch / Armaturen )

**Verwendungszweck:** Verwendung mit Diamond SMARTLYTE, CARELYTE, GEMLYTE, Roche AVL 91xx, 98x, Idexx VetLyte, Alfa Wassermann StarLyte III, and Electrolyte Analyzers.

**Lagerung:** Bewahren Sie die Referenz-Elektrode bei Raumtemperatur (18-25°C) bis Sie bereit sind, es in Ihrem System zu verwenden.

Diamond Diagnostics, 333 Fiske Street, Holliston, MA.

**Um die Technische Hilfe zu bitten,rufen Sie die folgende Telefonnummer**

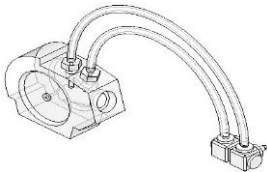
Diamond Diagnostics Technischer Kundendienst:+ 1-508-429-0450

### Installation

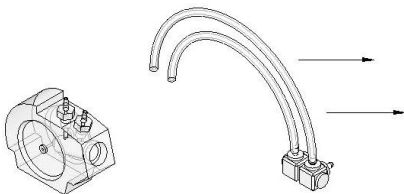
**BP5019 (AVL 91XX Electrolyte Analyzer):** Verwenden Sie die beigefügte Leitungen und installieren Sie es auf dem Gerät,wie in der Bedienungsanleitung steht.

**98-20636-00 (Idexx VetLyte Electrolyte Analyzer)**

**906185 (Alfa Wassermann StarLyte III Electrolyte Analyzer)**



**BP0844 (AVL 98X Electrolyte Analyzer):** Entfernen Sie die beigefügte Schläuche / Armaturen und bitte entsorgen Sie es . Insallieren Sie es auf das Analysegerät gemäss Betriebsanleitung.



### Garantie

Garantie wird berechnet von 6 Monaten ab dem Datum des Versands von Holliston, MA



**Információk a Termékről és a Gyártóról**

**Tartalom:** 1 db Referencia elektróda-ház (a hozzá tartozó csővel és tartozékokkal)

**Felhasználás:** Diamond SMARTLYTE, CARELYTE, GEMLYTE, Roche AVL 91xx, 98x, Idexx VetLyte, Alfa Wassermann StarLyte III, és elektrolit analizátorokhoz.

**Tárolás:** A referenciaelektrodát közvetlenül a rendszerben történő felhasználásig tárolja szobahőmérsékleten (18-25°C)!

Diamond Diagnostics, 333 Fiske Street, Holliston, MA.

**Technikai Segítségért hívja az alábbi telefonszámot:**

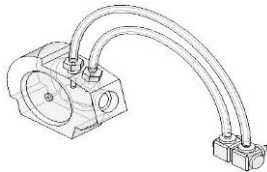
Diamond Diagnostics - Technikai Ügyfélszolgálat: +1-508-429-0450

**Használat**

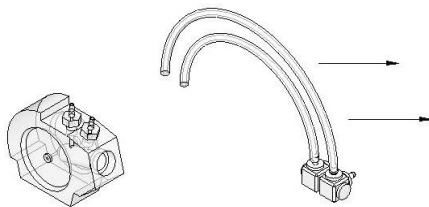
**BP5019 (AVL 91XX Elektrolit Analizátor):** Helyezze üzembe az összeszerelt cső és tartozékok használatával a gyártó Felhasználói Kézikönyve szerint.

**98-20636-00 (Idexx VetLyte Elektrolit Analizátor)**

**906185 (Alfa Wassermann StarLyte III Elektrolit Analizátor)**



**BP0844 (AVL 98X Elektrolit Analizátor):** Távolítsa el a csatlakoztatott csöveket és tartozékokat. Helyezze üzembe az elektróda házat az analizátor Felhasználói Kézikönyve szerint.



**Garancia**

A Garancia időtartama 6 hónap, melynek kezdetét Hollistonból, MA államból történő szállítással számítjuk.



**Informazioni della Manifatturazione e del Prodotto**

**Contenuti:** 1 – Elettrodo di Riferimento Corpo (con tubazione e attrezzi allegati)

**Uso Previsto:** Usare con Diamond SMARTLYTE, CARELYTE, GEMLYTE, Roche AVL 91xx, 98x, Idexx VetLyte, Alfa Wassermann StarLyte III, e Analizzatore Elettroliti.

**Conservazione:** Conservare l'Elettrodo di Riferimento Corpo a temperature ambiente (18-25°C) fino all'usare nel suo sistema.

Diamond Diagnostics, 333 Fiske Street, Holliston, MA.

**Per un'Aiuto Tecnico chiamare il numero seguente:**

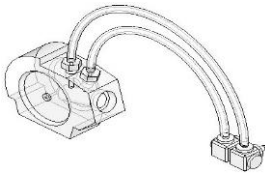
Diamond Diagnostics Technical Services at 1-508-429-0450

**Installazione**

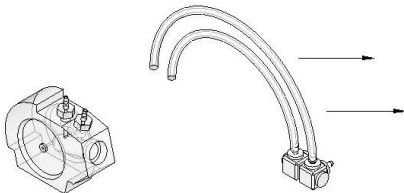
**BP5019 (AVL 91XX Elettroliti Analizzatore):** Usare la tubazione allegata e installare come é scritto nella manuale dell'utente.

**98-20636-00 (Idexx VetLyte Elettroliti Analizzatore)**

**906185 (Alfa Wassermann StarLyte III Elettroliti Analizzatore)**



**BP0844 (AVL 98X Elettroliti Analizzatore):** Eliminare la tubazione allegata e l'immondizia. Installare sull'analizzatore come é scritta nella manuale dell'utente.



**Garanzia**

La durata della garanzia sono 6 mesi incominciati dalla data del trasporto dal Holliston, stato di MA.



**Produtos e Informações do Fabricante**

**Conteúdos:** 1 – Alojamento do Eletrodo de Referência (com anexo tubulação / acessórios)

**Pretendido Uso:** Uso com Diamond SMARTLYTE, CARELYTE, GEMLYTE, Roche AVL 91xx, 98x, Idexx VetLyte, Alfa Wassermann StarLyte III, E Analisadores de Eletrólitos.

**Armazenamento:** O eletrodo de referência deve ser armazenado a temperatura ambiente (18-25°C) até que você esteja pronto para usá-lo em seu sistema.

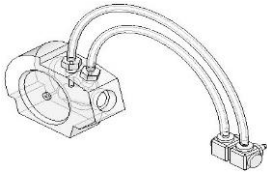
Diamond Diagnostics, 333 Fiske Street, Holliston, MA.

**Para Assistência Técnica Ligue:**

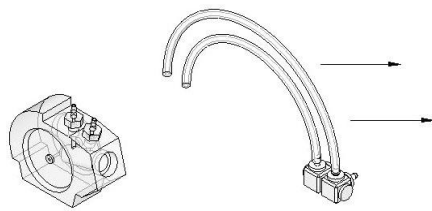
Diamond Diagnostics Assistência Técnica a 1-508-429-0450

**Instalação**

**BP5019 (AVL 91XX Electrolyte Analyzer):** Utilização o anexo tubulação / acessórios, instalar no analisador como por manual do operador.  
**98-20636-00 (Idexx VetLyte Electrolyte Analyzer)**  
**906185 (Alfa Wassermann StarLyte III Electrolyte Analyzer)**



**BP0844 (AVL 98X Electrolyte Analyzer):** Remover o anexo tubulação / acessórios e descartar. Instalar no analisador como por manual do operador.



**Garantia**

Garantia é calculado seis meses a partir da data de expedição do Holliston, MA.





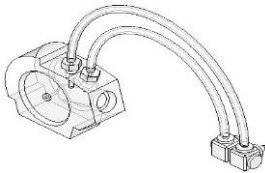
**Informații despre produs și producător**

<b>Conținut:</b>	1 corp electrodă de referență (cu tuburi și bransamente atașate)
<b>Utilizare:</b>	A se folosi cu analizor electrolit Diamond SMARTLYTE, CARELYTE, GEMLYTE, Roche AVL 91xx, 98x, Idexx VetLyte, Alfa Wassermann StarLyte III și cu analizor.
<b>Depozitare:</b>	Electrodul de referență trebuie ținut la temperatura camerei (18-25°C) până la prima folosire.

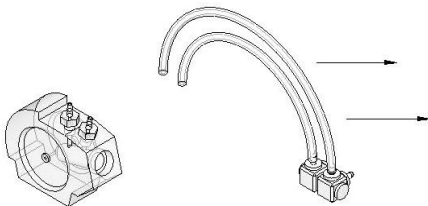
Diamond Diagnostics, 333 Fiske Street, Holliston, MA.  
**Pentru asistență tehnică apelați la:**  
Serviciul Technic Diamond Diagnostics 1-508-429-0450

**Instalare**

**BP5019 (Analizor electrolit AVL 91XX):** Folosiți tuburile și bransamentele atașate și instalați pe analizor precum este scris în manual.  
**98-20636-00 (Analizor electrolit Idexx VetLyte)**  
**906185 (Analizor electrolit Alfa Wassermann StarLyte III)**



**BP0844 (Analizor electrolit AVL 98X):** Îndepărtați și aruncați tuburile și bransamentele. Instalați pe analizor precum este scris în manual.



**Garanție**

6 luni de la data expedierii a produsului din Holliston MA, SUA



**Información del Producto y del Fabricante**

**Contenido:** 1 - Protección de Electrodo de Referencia (con tubos y accesorios incluidos)

**Uso intencionado:** Use con los analizadores de Iones Diamond SMARTLYTE, CARELYTE, GEMLYTE, Roche AVL 91xx, 98x, Idexx VetLyte, y Alfa Wassermann StarLyte III.

**Almacenamiento:** Mantener el electrodo de referencia en temperatura ambiental (18-25C) hasta el momento de su utilización.

Diamond Diagnostics, 333 Fiske Street, Holliston, MA.

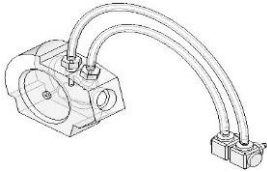
**Para obtener asistencia técnica, por favor llamar al número telefónico:** 1-508-429-0450

**Instalación**

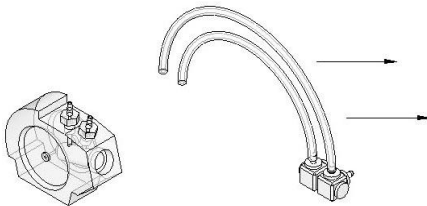
**BP5019 (AVL 91XX Analizador de Iones):** De acuerdo al manual del operador, usar los tubos y accesorios incluidos para instalar en el analizador.

**98-20636-00 (Idexx VetLyte Analizador de Iones)**

**906185 (Alfa Wassermann StarLyte III Analizador de Iones)**



**BP0844 (AVL 98X Analizador de Iones):** Retirar los tubos y accesorios y botar. Instalar en el analizador de acuerdo al manual del operador.



**Garantía**

La Garantía se calcula 6 meses a partir de la fecha que sale el envío de nuestras oficinas de Holliston, MA.

